

LUMIWISE[®]

LED LINEAR LIGHT SPECIFICATION LUMILENA eco Series

NEW
Q3

Pendant

Ceiling-mounted

Recessed

Wall-mounted




Note: Lumiwise may change product specifications and installation guidance without prior notice.



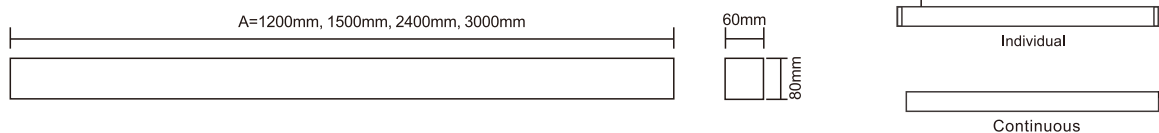
LUMILENA eco Series

Features & Benefits

- High efficacy of more than 140LM/W.
- Seamless connection without light leakage.
- Fast installation and easy maintenance.
- EN12464-1 compliant.
- Shining free and uniform light.
- Dot free illumination and screwless endcap.



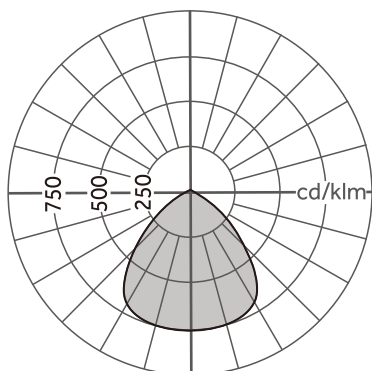
Dimension



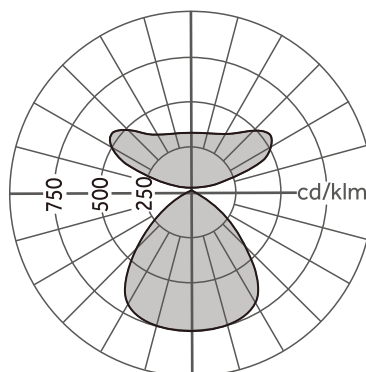
Luminaire Parameters (Data tested by ies)

Item Code	LN60801200X1X2	LN60801500X1X2	LN60803000X1X2
Size	1147*60*80mm	1432*60*80mm	3032*60*80mm
Efficacy		140lm/W-150lm/W	
UGR		UGR<19 (Microprismatic), UGR<22 (Opal Diffuser)	
Diffuser material		Diffuser/ Micro Prismatic	
Lumens	3200lm (Direct Light)	4000lm (Direct Light)	8000lm (Direct Light)
	1900lm ↑ +2900lm ↓ (Indirect 40%+Direct 60%)	2400lm ↑ +3600lm ↓ (Indirect 40%+Direct 60%)	4800lm ↑ +7200lm ↓ (Indirect 40%+Direct 60%)
Typ.power	21W	27W	53W
	32W	40W	80W
CCT		3000K/4000K/3000-6500K	
CRI		>80 (90 optional)	
Beam angle		Direct & Indirect/direct (140° ↑ 90° ↓)	
Input voltage		200-240VAC 50Hz/60Hz	
Linkable		YES	
Power factor		>0.9	
Power Supply		BOKE /TRIDONIC Driver	
Dimming		On/off /0-10V/DALI	
Color		Silver ● White ○ Black ●	
Installation		Ceiling Surface mouted/Pendant	
Warranty		5 years	
Certifications		CE/RoHS	

Photometrical (ies/LDT files under request)



Direct light




Direct/indirect

Accessories



Cord Suspension Kit, 1.5m



Ceiling Clip



Power Cable with Connector, 3 Wires, 1.5m




Power Cable with Connector, 5 Wires, 1.5m



X-Connector (X)



T-Connector (T)




L-Connector (L)



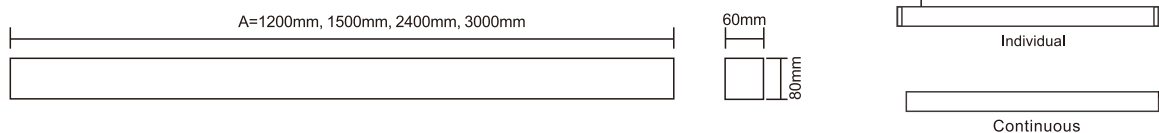
LUMILENA eco GR Series

Features & Benefits

- High efficacy of more than 130LM/W.
- Seamless connection without light leakage.
- Fast installation and easy maintenance.
- EN12464-1 compliant.
- Shining free and uniform light.
- Dot free illumination and screwless endcap.



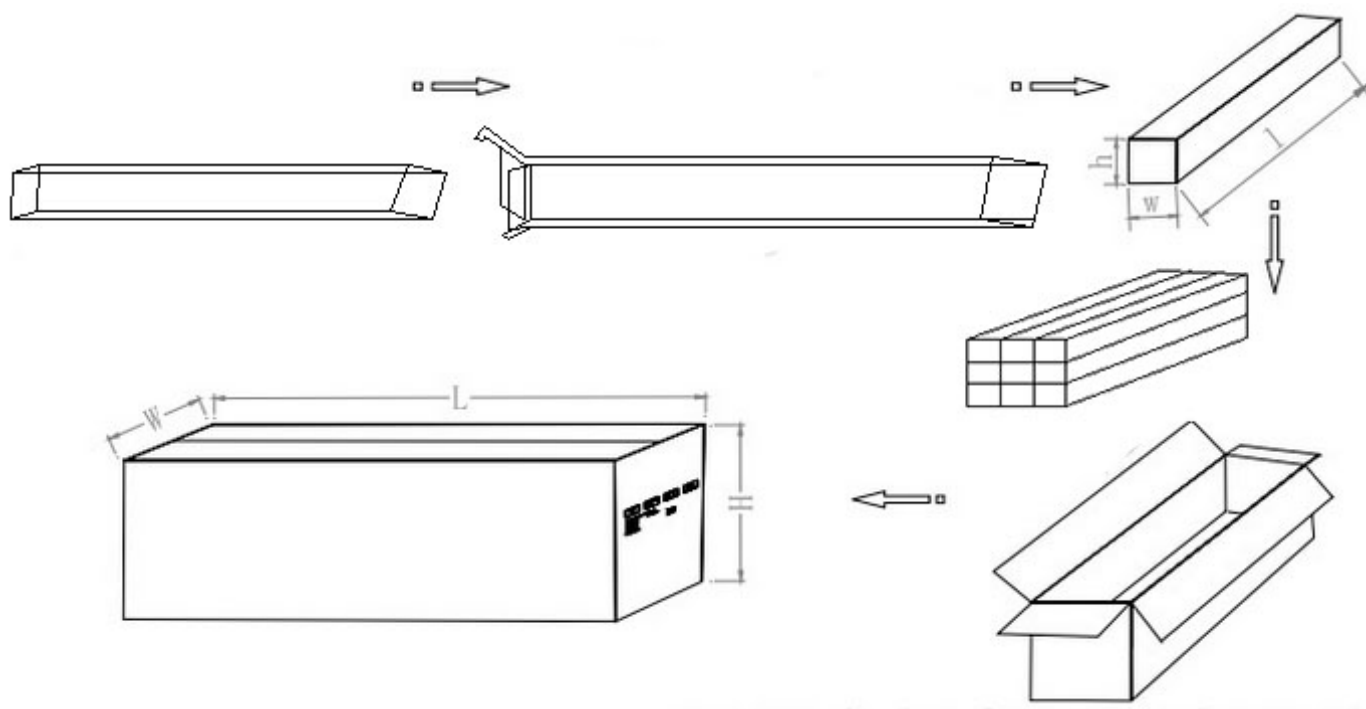
Dimension



Luminaire Parameters (Data tested by ies)

Item Code	LN60801200GRX1X2	LN60801500GRX1X2	LN60803000GRX1X2
Size	1147*60*80mm	1432*60*80mm	3032*60*80mm
Efficacy		120lm/W-130lm/W	
UGR		<16(Direct) , <13 (indirect/direct)	
Diffuser material		LENS+REFLECTOR	
Lumens	2654lm (Direct Light) 1900lm ↑ +2900lm ↓ (Indirect 40%+Direct 60%)	3630lm (Direct Light) 2400lm ↑ +3600lm ↓ (Indirect 40%+Direct 60%)	8000lm (Direct Light) 4800lm ↑ +7200lm ↓ (Indirect 40%+Direct 60%)
Typ.power	25W 32W	27W 40W	53W 80W
CCT		3000K/4000K/3000-6500K	
CRI		>80 (90 optional)	
Beam angle		70° (direct) & 140° ↑ 70° ↓ (Indirect/direct)	
Input voltage		200-240VAC 50Hz/60Hz	
Linkable		YES	
Power factor		>0.9	
Power Supply		BOKE /TRIDONIC Driver	
Dimming		On/off /0-10V/DALI	
Color		Silver ● White ○ Black ●	
Installation		Ceiling Surface mouted/Pendant	
Warranty		5 years	
Certifications		CE/RoHS	

Packaging



Applications:

Office ,school ,airport or other commercial lighting

